

# The Red Sea

5+ lesson



**TRUEWAY KIDS**.COM

# Introduction

This week we will be looking at the story of the Israelites escaping the Egyptians by walking through the Red Sea from Exodus 14. Some of the learning points we will focus on are:

- God makes a way where things seem impossible.
- Nothing gets in the way of God's plans.
- Miriam led the people in worship. We need to worship God and give thanks to Him for the way He looks after us.

## Lesson Guide

Remind the child of the ten plagues of Egypt and that Pharaoh had released the Israelites. Ask the child if they have ever changed their mind about something. Point out that the Egyptians were much stronger than the Israelites.

To help illustrate the Israelites' predicament, create a model with the child. You can use Legos, pillows, or another object that can be divided. On the other side, you can use another toy to represent the Egyptians. Put a toy to represent the Israelites between the two. Ask the child to come up with a way to get the Israelites' toy to safety. Show them how dividing the "sea" allows the Israelites to escape to safety.

Point out to the child that the Israelites crossed on dry land. Think about a time when it rained, and the ground was muddy. Remind the child how difficult walking on mud is.

Think about things that are impossible. These can be silly or serious. Remind the child that nothing is impossible with God. Remind them that God has a plan. Think about some times where plans fell through due to flu or bad weather. Celebrate that God's plan always comes true.

Consider some of the ways we can worship God. Point out that Miriam and Moses sang and played instruments. Pick out a praise song (or compose one) and sing with your child.

You can improvise with "instruments" such as peanuts in a jar or wooden spoons on a pie plate. You can even clap rhythms to the music. Celebrate and praise God with your child.

# The Red Sea



God did many miracles to free the Israelites from slavery. Finally, Pharaoh told the Israelites to leave Egypt. The Israelites were very happy to be free.

Soon after they left though, Pharaoh started to think. "I wish I hadn't released the Israelites. I want them to come back and be our slaves again." He called his helpers, and they all agreed that they should not have let the Israelites go.

"Let's go after them and bring them back to be our slaves." Pharaoh ordered his servants to grab their armour and chariots. A chariot is a special carriage behind a horse that can go very fast. The Egyptians would have no problem catching up to the Israelites.

Soon, Pharaoh and his men found Moses and his people. They were camped next to the Red Sea. The sea was very big and very deep. There was no bridge. With the Egyptians behind them, and the sea in front of them, the Israelites had nowhere to go. Do you think God had forgotten them?

They were very scared.

Moses said, "Do not be afraid. God will protect us. We do not have to fight the Egyptians, because God will do all our fighting for us."

God told Moses to raise his staff over the Sea. A very strong wind began to blow. The waters of the Red Sea divided and the ground in the middle was dry. The Israelites stepped onto the path between the high walls of water and began to walk across the bottom of the sea!





They crossed to the other side.

Only the Egyptians followed them into the sea. The Egyptians still thought they could make the Israelites be their slaves again, but things were not going well for them. Their chariot wheels wouldn't work, and they were confused. "Let's go home," they shouted. "The Lord is fighting for the Israelites."

Then God told Moses to wave his staff again. The giant walls of water crashed back into place. All the Egyptians who had tried to hurt the Israelites were swept away.

The Israelites saw all that God had done to protect them from the Egyptians. They feared Him and put their trust in Him.

They were also filled with joy. They wanted to praise God. Moses and all the people began to sing a song to God. Miriam, Moses' sister, and her friends played instruments. Together they all praised God for saving them from the Egyptians.



# “Just Like Moses”

Moses had faith to believe in God’s Power.

Just like Moses, I need faith to believe God will ....

Moses obeyed God and did exactly what He said.

Just like Moses, I need God to help me to obey when....

Moses was not afraid because He trusted in God.

Just like Moses, I need God to help me not to be afraid  
when....

Moses praised God when the Israelites safely reached the  
other side.

Just like Moses, I want to praise God for....

# Chase Game

## How to play

Player 1 rolls the dice first. This is their start position.

Player 1 then rolls the dice again and begins to take in turns with player 2

The goal is for player 2 to catch player 1 before they reach the finish.


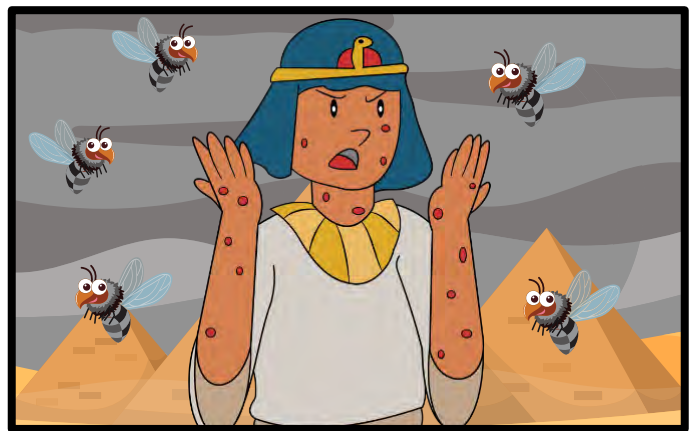


# True or False



	True	False
Pharaoh changed his mind about letting God's people go.		
God helped Pharaoh capture the Israelites.		
God sent dogs to stop Pharaoh's army from reaching the other side.		
God protected the Israelites.		
God told the Israelites to swim across the Red Sea.		
God sent a big boat to rescue the people.		
When Moses raised his staff over the sea, God divided the waters.		
God helped the Israelites to cross on dry land.		
Pharaoh's army took the Israelites back to Egypt.		
The Israelites praised God for saving them.		

Put the story in order and retell in your own words





# Games and Activities

## Easy Tambourine Craft:

**Materials:** 2 small disposable paper plates, colorful thin ribbons, a small hole punch, paints or crayons and other materials to decorate.

**Instructions:** Decorate the outside of two paper plates. Punch holes around the edge of each plate.

Join the plates together by tying ribbon through the holes.

Now you are ready to play! Talk about how Miriam and the Israelites praised God for His deliverance, and how important it is that we praise and thank Him as well for all that He has done for us.



## Game: Tag

**Instructions:** One child is selected as “it”. They must try to tag another player. Game continue until all players are tagged.

Talk about how Pharaoh tried to chase and catch the Israelites but God protected them.



## Game: Cross the river

**Instructions:** Create a fake river area on the ground.

Put down some paper to form steppingstones, ask your child to cross without stepping onto the water.

If they find it too easy, remove some of the steppingstones..

Turn it into a team game where the children must pass the steps from the back to the front to be able to cross the river.



# Red Sea Craft

What you need:  <https://youtu.be/UDxEgAlc2Ds>

- Template
- White card
- Scissor
- Glue
- Blue paper
- Play sand



## What to do:



Cut out the template.  
Colour if desired.



Fold as shown above



Cut strips of blue paper




Curl strips of paper.  
Use finger or pencil

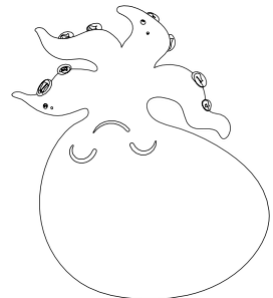
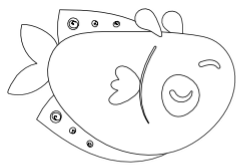






Glue curled strips  
onto top of folded  
template




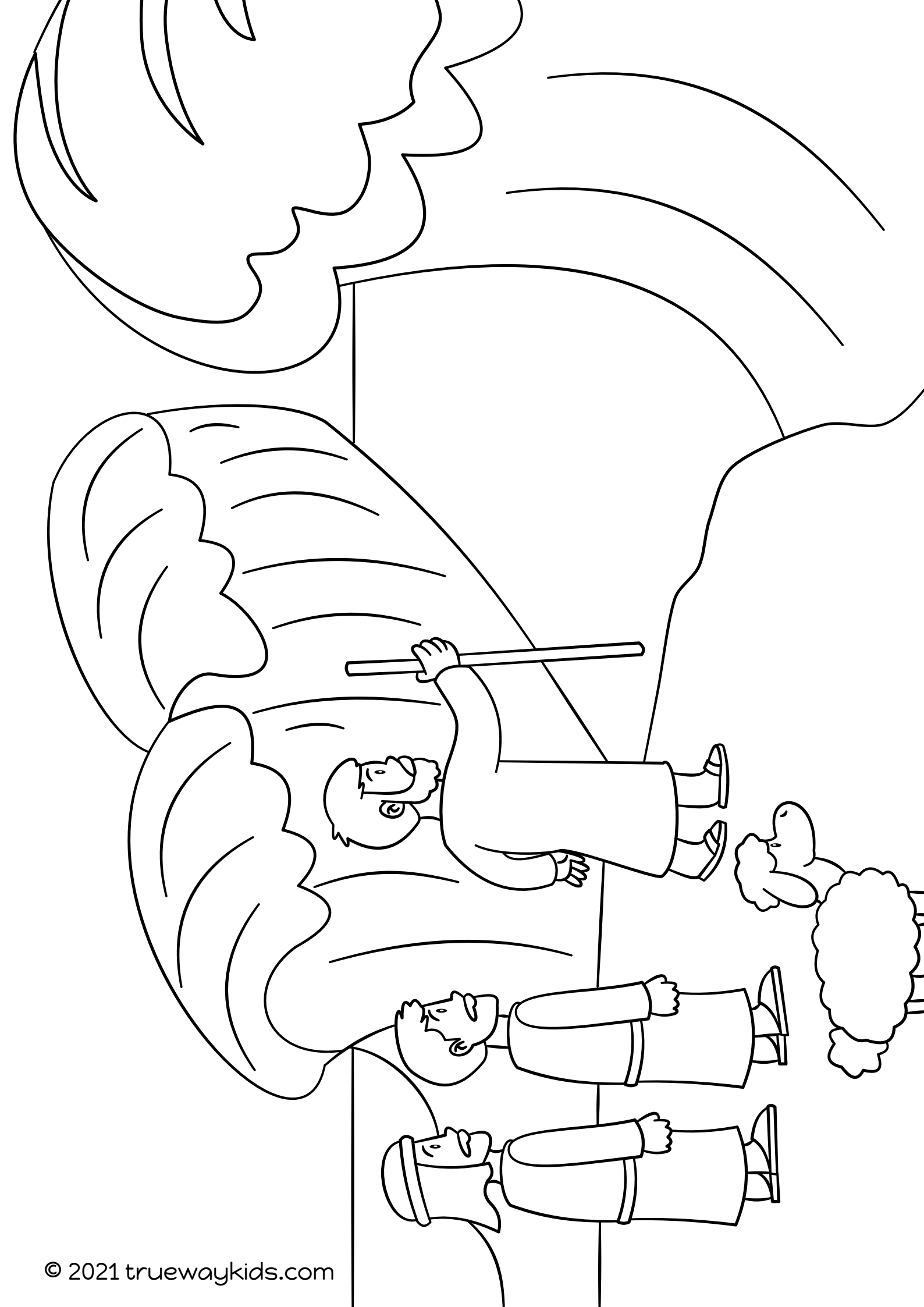
For something  
extra. Glue and  
sprinkle sand onto  
floor area

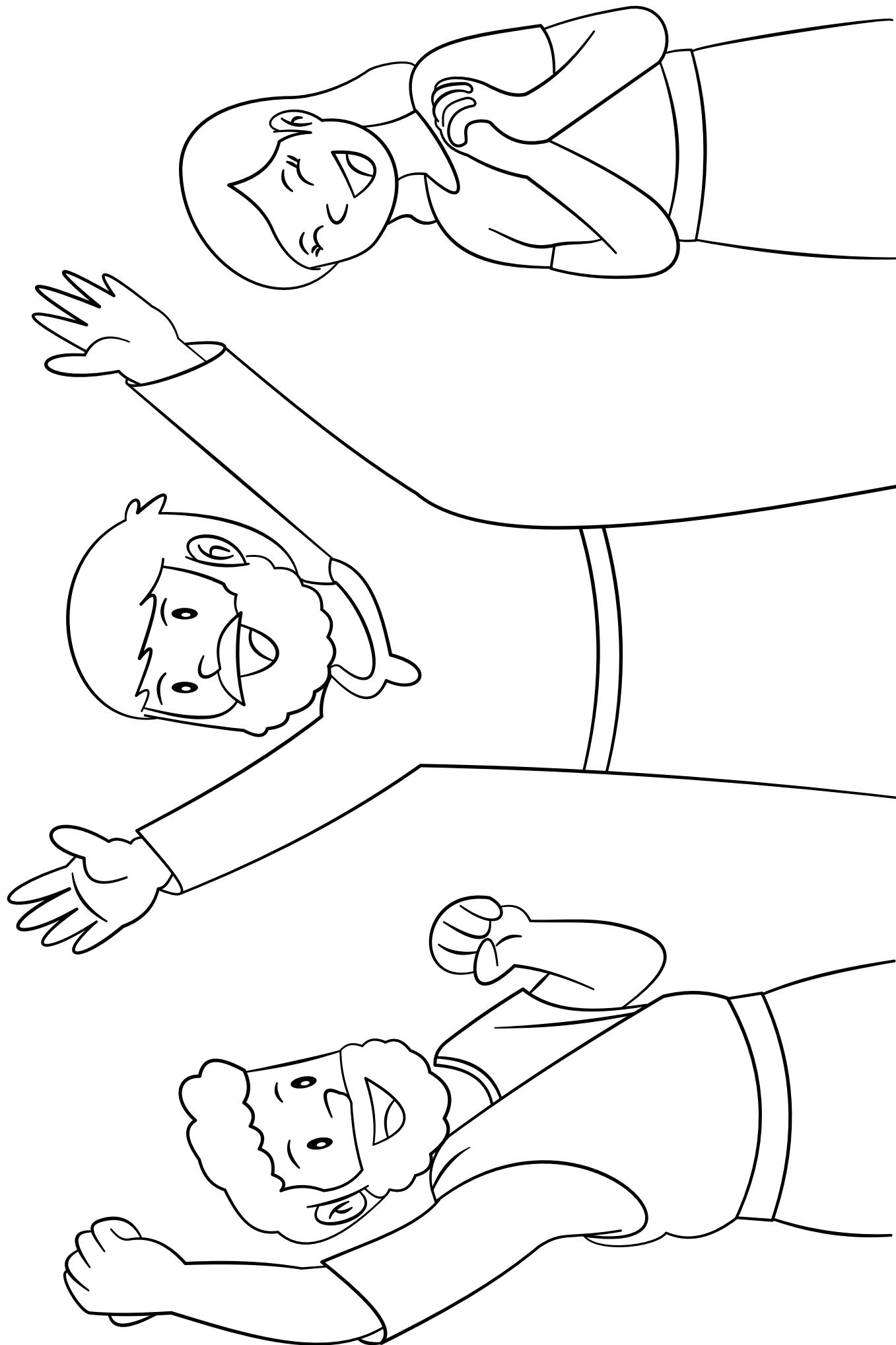














# Worship Time

Recommended worship songs. Not produced by Trueway Kids. YouTube Videos to be used for personal use only.

Nothing Is Impossible

<https://youtu.be/SzYr3sXi2Js>

Every Move I Make

<https://youtu.be/MPvnZILn6EY>

Everybody Get Walkin'

<https://youtu.be/KcBw06THpn0>



# Prayer Time

Thank God for keeping you safe.

Thank God for making a way where things seemed impossible.

Next Week:  
The 10 Commandments

If you haven't already done so, sign up to receive future lesson by email.

