

God Guides His People



TRUEWAY KIDS.COM

Introduction

This week we will be focusing on the way that God guides His people. Although our passage is Exodus 40:34-38 and shows how God led the Israelites, we will also examine how the Lord leads us today. The main points are:

Video playlist



- God wants to guide His people.
- The Bible is our guide - Psalm 119:105 & Psalm 119.
- God doesn't only give us directions to follow, but He goes with us.
- We must keep our eyes on God and follow Him.

Lesson guide

Remind the child that the children of Israel had built a tabernacle. Ask if they remember why. Point out that the tabernacle was built as a place for God to dwell, and that His cloud descended on the tabernacle and filled the tent with His glory.

Play a game with the child to demonstrate how God would lead his people. Create a simple tent for the child as a game piece. Pick up something yourself to imitate a cloud. These game pieces can be anything from a pillow to represent the cloud and a simple drawing that symbolises the tent. To play. Raise the pillow (depending on the age of the child you can say, "The cloud has lifted"). The child will begin to move his tent. When you lower the cloud, the child has to stop. This game would be more fun if there were at least two players. You can also add in difficulty if you set the child a task (such as building a tower of blocks) so they are forced to divide their time between watching the cloud and doing their task. Contemplate with the child how we need to do the work God has set for us on earth without forgetting to focus on Him.

Here is another way to show how we need to keep our eyes on God. You can play this game throughout the day. Put up a card on the wall with a picture on both sides. Tell the child that at different times during the day you will flip the card around. Leave the card turned around for a set amount of time depending on your child's age (older kids = less time) Try to turn the card when they are distracted playing or working. If they notice that the card has been flipped, they get a treat, points, a hug, etc. If they don't, flip the card back around and point out that they became too distracted to notice your leading. To make the game even more fun, give them a card of their own. Allow them to flip it back and forth to see if you notice. They will be delighted if they can fool you!

Both these games are to illustrate that we need to keep our eyes on God, but still do the tasks He has led us to do.

Pick up a Bible and open it. Point out that reading the Bible is the way we know what God wants us to do. Read Psalm 119:105. Point out to the child that when we try to walk when it is dark, we might hurt ourselves. Point out that turning on the light allows us to see where we are going and prevent us from getting hurt. Celebrate that God gave us the Bible to be a light for our path.

Pray with your child and ask Jesus to help you follow His leading.

God leads His People

Do you remember that the children of Israel were slaves in Egypt? They were very unhappy, but God did many miracles so that they could go free.

When they left Egypt, a pillar of cloud appeared in the sky to lead them. At night, the pillar of cloud became a pillar of fire. This was how God showed them the way to go.

Do you remember the special place the children of Israel built for God to live? God's cloud went to dwell above and in the tabernacle. When the cloud moved, it was time for the children of Israel to move too.

The children of Israel had many things to do every day.

People had to make food to eat. Others cared for animals. Children helped their parents. Tents needed to be cleaned.

Boys and girls played games. Water had to be collected. There were so many tasks that people had to do. They were very busy.





But when the cloud rose from the tabernacle, all of Israel needed to stop what they were doing so they could follow God. God knew exactly where His people needed to be. The Israelites trusted God to lead them where they should go.

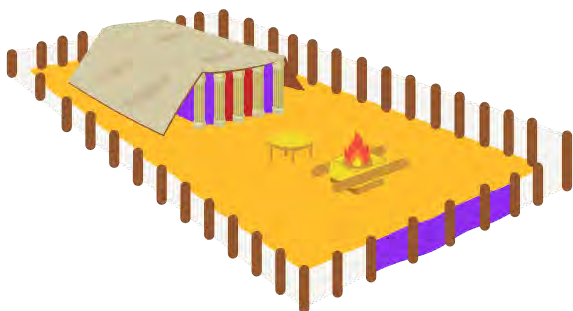

Moving their camp took a lot of work. They had to pack up all their things and take down their tents. They needed to collect their animals.

After they reached the new place God had chosen for them, they had to pitch their tents. Unpack their beds and cooking pots. Collect wood and build fires. Sometimes, they were probably tired, but they knew it was very important to follow God and be where He wanted them to be.

Where did God want His people to be?


God wanted His people to be near Him. God wants the same thing today. He wants His people to follow His lead and be where He knows they should. We don't have a cloud to follow anymore, but God has given us a Bible and the Holy Spirit so we can follow Him.

Follow the pillar




Look up Psalms 119:105 in your Bible and
put the images in the correct place.


Your word is a




for my




a




on my



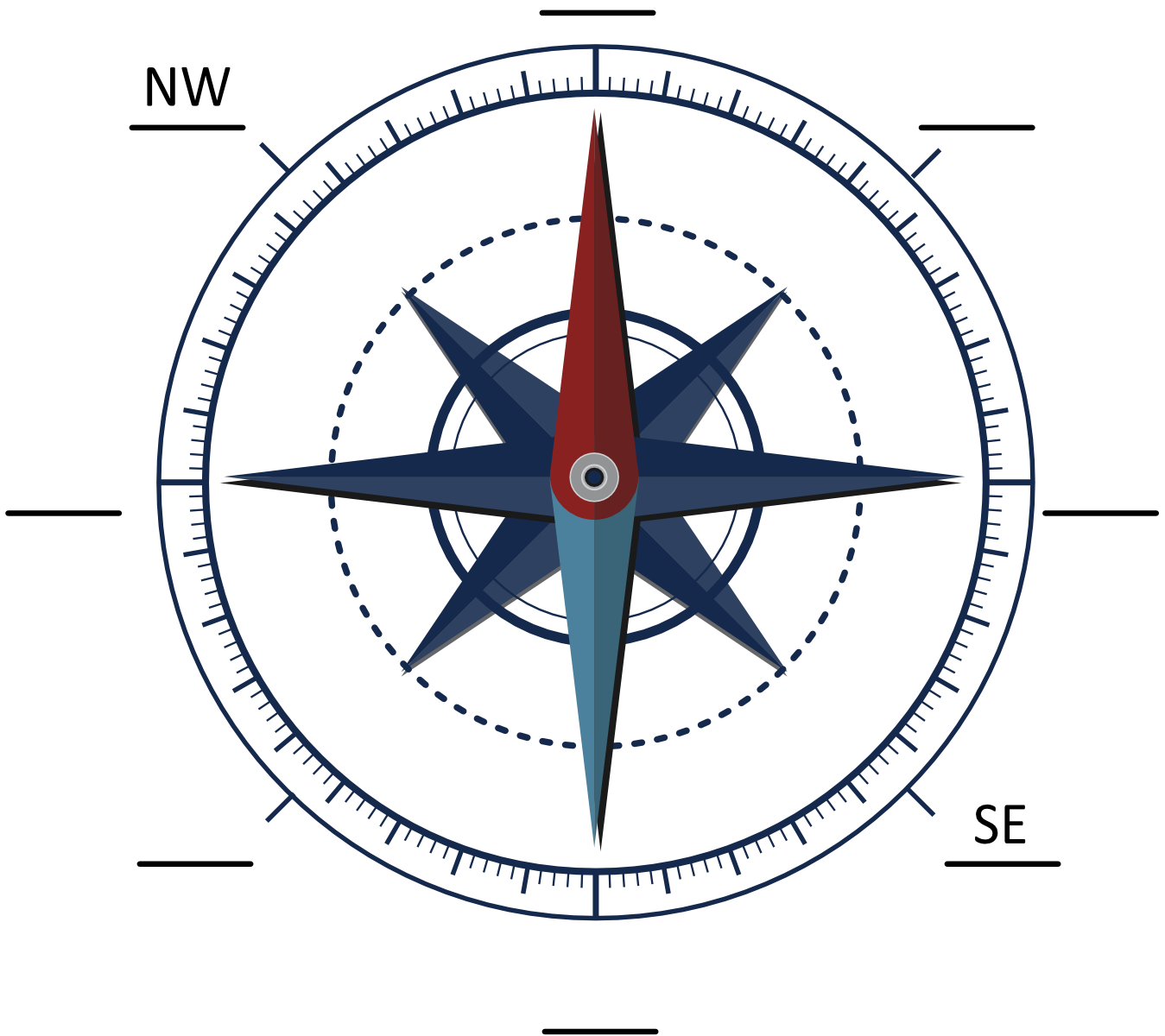
Psalms 119:105



Write your name in



Label the compass



Games and Activities

“Keep your Eye on the Ball”

Materials: A soft ball and bat set and 2 other soft or plastic balls

Instructions: Play bat and ball with the children. Tell them the importance of keeping their eye on the ball in order to hit it and to be successful in the game.

Have two other pitchers who will throw the other soft balls of a different colour at the batter at the same time, trying to distract them from hitting the correct ball. Give each child a chance to hit the ball.

Talk about the importance of keeping our focus on God and not on the things of this world that can distract us from following God as we should.




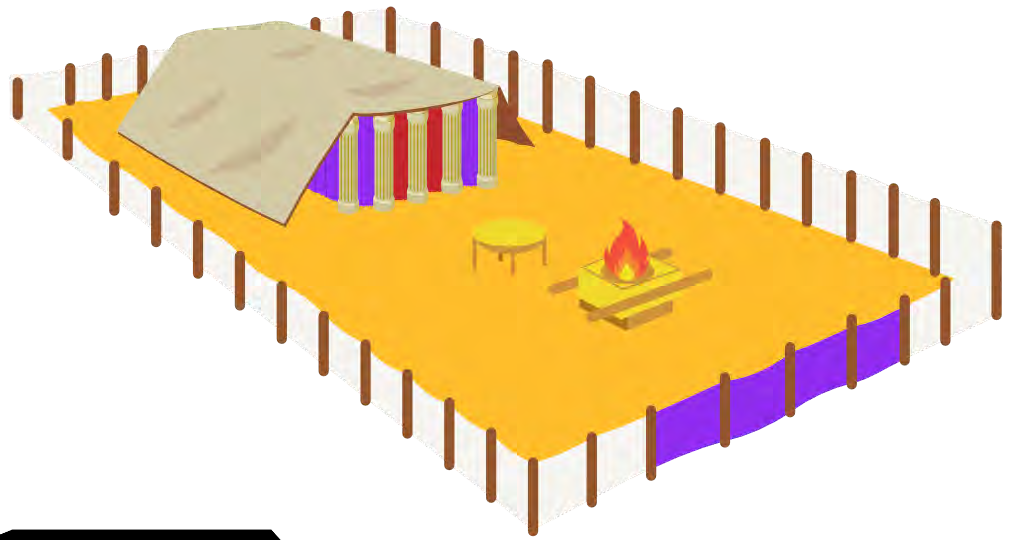

“Treasure Hunt”

Instructions: Print the images of the compass, a cloud, fire, Bible etc. Place the images under a table, in a closet, near a light switch, on a window and behind a chair. Give the children a clue as they search for each image. Talk about the images relating them to the Bible story.

Possible clues:

- Find me under the place where you eat. (Under the table)
- Find me in a dark place where you can store things. (The closet)
- Find me near a source of light. (Near a light switch)
- Find me where you can look out. (On a window)
- Find me where you can rest a while. (Behind the chair)





Pillar of cloud and Fire Craft

What you need:

- 1 Kitchen roll tube
- Cotton wool balls
- Red and Yellow crate or tissue paper
- Wool
- PVA Glue
- A pen or pencil



 <https://youtu.be/CUj6-2-GgNc>

What to do:



Collect everything you need.



Draw 2 lines on the kitchen roll to make 2 halves. Label one side cloud and one fire.



Make two small holes in top of tube and thread wool, so that it can be hung when finished.



Over cloud side use PVA glue and glue on cotton wool balls until covered.



Crunch up little bits of red and yellow crate paper.



Cover 'fire' side of pillar with PVA glue and glue on crunched red and yellow paper.

Allow to dry and hang.

Bookmark colouring page

God Guides
His People
at day




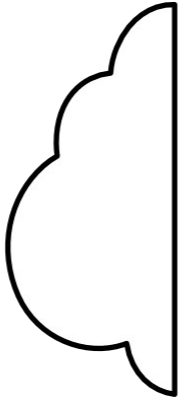
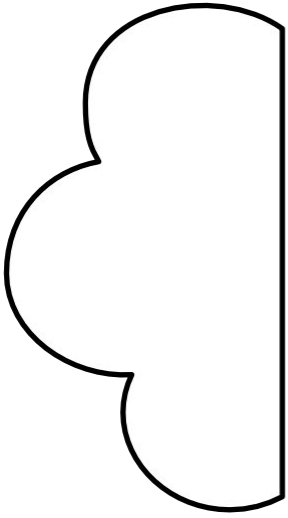



God Guides
His People
at night




What you
need:
Colour pencils
Scissors
Glue

What to do:
Colour the
pictures.
Cut out.
Fold in centre
and glue
together.









Worship Time

Recommended worship songs. Not produced by Trueway Kids. YouTube Videos to be used for personal use only.

I have decided to follow Jesus

<https://youtu.be/UP1V7vdHBFE>

B.I.B.L.E

<https://youtu.be/ahHWtv0mt2E>

God Will Guide Us

<https://youtu.be/oQUNBTTdSd4>



Prayer Time

Thank God for leading us.

Ask God to help you follow Him.

Next Week
The 12 Spies

If you haven't already done so, sign up to receive future lessons by email.

